







ZTV 100. Zürcher Kunstturnertage

Neftenbach

13./14. Mai 2017

PROGRAMM 4

Rang	Name	Jahrg.	Verein	Verband							Total	
1	Fabio Vezzu	2004	TV Neftenbach	ZTV	5.0 12.850 1 ^{4.0} _{2.0}	14.400 2 ^{5.0}	13.100 1 ^{5.5} _{6.0}	14.225 1 ^{4.0}	12.550 4 ^{5.0}	12.300 8 ^{30.8}	79.425	G/M
2	Jan Imhof	2004	TV Maisprach	NKL	4.0 11.750 5 ^{4.0} _{0.0}	11.450 9 ^{4.5}	12.400 5 ^{5.5} _{4.5}	13.700 2 ^{4.0}	12.500 5 ^{5.8}	14.350 1 ^{27.3}	76.150	S
3	Silas Rüfenacht	2004	TV Sissach	NKL	4.0 11.750 5 ^{5.5} _{1.5}	14.650 1 ^{4.5}	11.600 8 ^{3.0} _{3.5}	12.025 11 ^{4.0}	12.450 7 ^{5.0}	13.600 2 ^{27.8}	76.075	B
4	Ewan Onomor	2004	SFG Chêne-Genève	GE	4.0 11.300 9 ^{4.5} _{0.2}	11.700 8 ^{5.5}	12.950 2 ^{4.5} _{6.0}	13.525 3 ^{4.5}	12.950 1 ^{4.0}	13.150 3 ^{28.0}	75.575	*
5	Jan Schumacher	2004	TV Rickenbach ZH	ZTV	4.5 12.700 2 ^{4.5} _{0.0}	12.950 4 ^{4.0}	11.600 8 ^{4.5} _{4.5}	13.150 6 ^{3.0}	10.850 15 ^{4.5}	12.700 5 ^{25.0}	73.950	*
6	Tim Landolt	2004	STV Wil	SGTV	3.5 10.750 12 ^{3.5} _{0.0}	11.850 7 ^{4.5}	12.850 3 ^{4.5} _{3.5}	13.250 5 ^{3.5}	11.650 11 ^{4.0}	12.050 11 ^{23.0}	72.400	*
7	Milan Exnar	2004	TV Itingen	NKL	3.5 11.100 10 ^{5.8} _{2.0}	12.950 4 ^{3.5}	10.650 15 ^{3.0} _{3.5}	12.050 10 ^{4.5}	12.500 5 ^{4.5}	12.650 6 ^{27.1}	71.900	*
8	Léon Kuster	2004	TV Rüti	ZTV	3.5 11.850 4 ^{3.0} _{0.0}	10.950 10 ^{3.5}	11.300 12 ^{4.5} _{3.5}	12.625 7 ^{3.0}	11.250 13 ^{4.5}	12.350 7 ^{21.5}	70.325	*
9	Mario Brand	2004	STV Merenschwand	AG	4.0 11.650 7 ^{2.5} _{0.0}	9.750 13 ^{4.5}	11.250 13 ^{4.5} _{3.5}	12.625 7 ^{3.5}	12.350 8 ^{4.0}	12.100 9 ^{22.5}	69.725	
10	Matteo Giubellini	2004	STV Eien-Kleindöttingen	AG	4.0 12.100 3 ^{3.5} _{0.0}	9.200 14 ^{4.0}	11.850 6 ^{4.5} _{4.5}	13.500 4 ^{3.0}	12.150 9 ^{2.5}	10.050 14 ^{21.5}	68.850	
11	Noah Griesser	2004	TV Rüti	ZTV	3.5 11.450 8 ^{3.0} _{0.0}	10.050 12 ^{3.5}	11.450 10 ^{4.5} _{4.5}	12.325 9 ^{3.0}	11.550 12 ^{4.5}	12.000 12 ^{22.0}	68.825	
12	Daniel Manrique	2004	E.G.A. Genève	GE	3.0 10.900 11 ^{3.0} _{0.0}	9.200 14 ^{3.5}	11.400 11 ^{1.3} _{3.5}	11.150 12 ^{3.0}	11.150 14 ^{0.0}	6.150 15 ^{14.9}	59.950	
13	Luis Harder	2004	TSV Rohrdorf	AG	3.0 10.100 13 ^{2.5} _{0.0}	8.350 16 ^{2.5}	8.850 16 ^{1.0} _{1.0}	9.425 13 ^{3.0}	10.650 16 ^{0.5}	4.100 16 ^{12.5}	51.475	
14	Alexander Marggraf	2004	BTV Basel	NKL		4.0 12.100 6 ^{4.5}	12.550 4		4.5 12.800 2 ^{4.5}	11.400 13 ^{17.5}	48.850	
15	Kilian Schmitt	2004	TV Mels	SGTV		4.5 10.900 11 ^{4.0}	11.700 7		4.0 12.750 3 ^{5.0}	13.100 4 ^{17.5}	48.450	
16	Lars Engeli	2004	STV Frauenfeld	TG		4.0 13.150 3 ^{4.0}	10.750 14		3.5 11.950 10 ^{4.0}	12.100 9 ^{16.7}	47.950	